

SPORTSMAN



A REGAL-BELOIT Company

CATALOG

Ring And Pinion



SPORTSMAN Ring And Pinion Sets



RING AND PINIONS

Performance is the focus of today's 4-Wheel Drive, Light Trucks, SUV's, Off-Road and Street Performance vehicles. To meet your performance demands, RICHMOND GEAR has specifically designed and built the SPORTSMAN ring and pinion. The SPORTSMAN line provides you performance product at a more affordable price. Based on the RICHMOND Hi-Performance line of racing gears, SPORTSMAN is built on the same principals that keep RICHMOND the leader in hi-performance gearing. Made in the USA in Liberty, South Carolina, SPORTSMAN is a result of continuing research and development, outstanding design and state of the art manufacturing. With over 100 years of winning customer satisfaction, you can count on the new SPORTSMAN line

of ring and pinions to deliver the value and performance you demand.



- 4-Wheel Drive
- Light Truck
- SUV
- Off-Road
- Street Performance





SECTION II Contents



SPORTSMAN
by RICHMOND™



- *A new line of performance ring & pinion - at a more affordable price!*
- *Specifically designed for 2 & 4 Wheel Drive, Off-Road, Truck and SUV applications.*




CONTENTS	PAGE
AMC 20	80 NEW
Chrysler 8.25 & 8.375	81
Chrysler 9.25	82
Dana 30	83
Dana 30 Reverse	84 NEW
Dana 35	85 NEW
Dana 44	86
Dana 44 Reverse	87
Dana 60	88
Dana 60 Reverse	89
Ford 7.5	90
Ford 8.8	91
Ford 9	92
Ford 10.25	93 NEW
GM 7.5 & 7.652 10 Bolt	94
GM 8.5 10 Bolt	95
GM 8.875 12 Bolt Truck	96
GM 8.25 IFS	97
GM 9.5, 14 Bolt	98 NEW
GM 10.5, 14 Bolt	99 NEW
Toyota 7.5 IFS	100
Toyota 8 (7.8)	101
Toyota V-6	102
Installation Manual	72
Warnings & Cautions	125
Terms & Conditions	126

Always in stock at your local RICHMOND distributor



Phone: 864-843-9231 • Fax: 864-843-2964 • www.richmondgear.com

MODEL	YEAR
Ambassador	1968-1974
AMX	1968-1979
CJ	1976-1986
Concord	1978-1979
Gremlin V-8	1970-1976
Hornet V-8	1973-1977
Javelin V-8	1970-1974
J10	1980-1986
Matador	1972-1978
Pacer V-8	1978-1979
Scrambler	1976-1978
Sprint V-8	1979
Wagoneer	1979-1986



RATIO	PART NO.	TEETH
3.54	SAM2001	39-11
3.73	SAM2002	41-11
4.10	SAM2003	41-10
4.56	SAM2004	41-9

NOTES: fits cases 3.08 and numerically higher

- 10 1/32" x 10 25/64"
- 8.875" Diameter Ring Gear
- 1.625" Diameter Pinion
- 8 7/16" x 20 RH Threaded Bolts
- 28 Splines

For Maximum Protection and Performance use Part # LUBE (pg 125)

RICHMOND GEAR
Synthetic Gear Oil

INSTALLATION KIT/HALF KIT

PART NO.

Contact Factory

SPOOLS

PART NO. SPLINE CARRIER

Contact Factory


SPOOL BEARING KIT

PART NO.

Contact Factory



MODEL	YEAR
Cars, various passenger	73-97
B100, B150, B200, B250	69-Present
B, D, W100	66-97
B, D, W200	66-97
B, D, W300	66-97
Aspen, Volare	76-80
Barracuda, Challenger	70-74
Charger, Coronet	73-76
Chrysler 300	72-79
Cordoba	75-83
Dakota	82-Present
Dart	72-76
Diplomat, LaBaron	77-83
Fifth Avenue, New Yorker	72-88
Imperial	81-83
Fury	70-81
Mirada, Magnum	78-83
Newport	72-73
Polara, Satelite	70-74
St. Regis	79-81
W100, W150	86-Present



- 11-3/8"
- Oval Cover 10 Holes
- 10 Bolt
- 8.250" Diameter Ring Gear
- 1.626" Diameter Pinion
- 27 Splines

RATIO	PART NO.	TEETH
3.55	SCR82502	39-11
3.91	SCR82503	43-11
4.10*	SCR82504	41-10
4.56*	SCR82505	41-9

Fits 2.73 ratio and numerically higher carrier.

* Cross shaft pin 80-0278-1 required.

For Maximum Protection and Performance use Part # LUBE (pg 125)



RICHMOND GEAR Synthetic Gear Oil

INSTALLATION KIT/HALF KIT

PART NO.

Contact Factory

SPOOLS

PART NO. SPLINE CARRIER

Contact Factory

SPOOL BEARING KIT

PART NO.

Contact Factory




SPORTSMAN Ring And Pinion Sets



Chrysler 9.25

MODEL	YEAR
Cordoba	75-79
Dakota V-8	98-02
Durango	97-02
Fifth Avenue	73-81
Fury	73-81
Imperial	74-75
Newport	73-81
New Yorker	73-81
Charger	74-76
Monaco	75-85
Polara	70-74
Ramcharger	74-96
Trailduster	74-90
B350	84-Present
D200 (Rear)	66-98
D300, D350	74-Present
W100, W150	74-Present
W200, W250	74-Present



- Irregular Cover
- 12 Holes
- 12 Bolt
- 9.25" Diameter Ring Gear
- 1.877" Diameter Pinion
- 29 Splines

RATIO	PART NO.	TEETH
3.55	SCR92502	39-11
3.91	SCR92504	43-11
4.10	SCR92505	41-10
4.56	SCR92506	41-9

For Maximum Protection and Performance use Part # LUBE (pg 125)

RICHMOND GEAR
Synthetic Gear Oil

INSTALLATION KIT/HALF KIT

PART NO.

- 83-1041-1
- 83-1041-M
- 83-1041-B Half-Kit

SPOOLS

PART NO. SPLINE CARRIER

Contact Factory


SPOOL BEARING KIT

PART NO.

Contact Factory



MODEL	YEAR
American Motors	
Eagle (Front)	80-87 1/2
Ford	
Aerostar (Rear)	85-89
Bronco (Front)	67-71
International	
Scout (Front)	68-75
Jeep	
CJ (Front)	72-86
Jeepster (Front)	72-73
Wagoneer (Front)	72-73
*TJ (Front)	97-Present
Liberty (Front)	01-Present
ZJ/WJ	96 1/2-Present



RATIO	PART NO.	CARRIER	TEETH
3.54	SD3002	2	39-11
3.73	SD3003	3	41-11
4.10	SD3004	3	41-10
4.56	SD3005	3	41-9
*4.56	SD30J04	3	41-9
4.88	SD3006	3	39-8
*4.88	SD30J05	3	39-8

NOTES: 2 fits cases 3.54 and numerically lower carrier; 3 fits 3.73 and numerically higher carrier.

- 9-3/16" x 8-3/4"
- 10 Bolt
- 10 Holes Oval
- 7.2" Diameter Ring Gear
- 1.376 Pinion Stem
- 26 Splines

For Maximum Protection and Performance use Part # LUBE (pg 125)

RICHMOND GEAR
Synthetic Gear Oil

INSTALLATION KIT/HALF KIT

PART NO.

Contact Factory

SPOOLS

PART NO. SPLINE CARRIER

Contact Factory

SPOOL BEARING KIT

PART NO.

Contact Factory



SPORTSMAN Ring And Pinion Sets




Dana 30 Reverse

MODEL	YEAR
Jeep	
XJ - (Front)	87-99
YJ - (Front)	87-96
Comanche - (Front)	84-91 1/2



RATIO	PART NO.	TEETH
3.54	SD30R01	39-11
3.73	SD30R02	41-11
4.10	SD30R03	41-10
4.56	SD30R04	41-9
4.88	SD30R05	39-8

NOTES: When replacing a 3.54 and numerically lower with a 3.73 or higher, the case must be changed to a 3.73 and numerically higher case



- 10 Bolt
- 10 Holes Oval
- 7.2" Diameter Ring Gear
- 1.357 Pinion Stem
- 26 Splines

INSTALLATION KIT/HALF KIT

PART NO.

Contact Factory

SPOOLS

PART NO. SPLINE CARRIER

Contact Factory

SPOOL BEARING KIT

PART NO.

Contact Factory

For Maximum Protection and Performance use Part # LUBE (pg 125)



RICHMOND GEAR Synthetic Gear Oil






Dana 35

MODEL	YEAR
Jeep Cherokee (Rear)	1984-2001
Comanche (Rear)	1987-1991
Wrangler TJ, YJ (Rear)	1990-2002



RATIO	PART NO.	CARRIER	TEETH
3.55	SD3501		39-11
3.73	SD3502		41-11
4.10	SD3503		41-10
4.56	SD3504		41-9
4.88	SD3505		39-8



NOTES: fits case 3.54 and numerically higher.

- 7.562" Diameter Ring Gear
- 1.376" Diameter Pinion
- 8 3/8" x 24 RH Threaded Bolts
- 26 Splines

For Maximum Protection and Performance use Part # LUBE (pg 125)

RICHMOND GEAR Synthetic Gear Oil

INSTALLATION KIT/HALF KIT

PART NO.
Contact Factory

SPOOLS

PART NO. SPLINE CARRIER
Contact Factory

SPOOL BEARING KIT

PART NO.
Contact Factory



Always in stock at your local RICHMOND distributor




Phone: 864-843-9231 • Fax: 864-843-2964 • www.richmondgear.com

SPORTSMAN Ring And Pinion Sets



Dana 44

MODEL	YEAR
Chrysler	
W100, W150 (Front)	69-02
W200, W250 (Front)	69-02
W300, W350 (Front)	69-74
Ford	
Bronco & U100 (Front)	70-77
Cobra	63-67
4x4 F100, F150 (Rear)	62-69, 77-79
4x2 F100, F150 (Rear)	59-68, 77-79
F250	67-77
Thunderbird (Rear)	55-56
GM	
Corvette (Rear)	80-82
Chevrolet K-10, K-20 (Front)	67-79
Chevrolet K30, K35 (Front)	67-76
C10, C15 (Rear)	60-70
Blazer (Front)	75-79
International	
Scout (Front & Rear)	67-80
Models 100, 150, 200, 1100, 1200, 1210 (front & Rear)	66-75
Jeep	
Comanche (Rear)	86-92
Cherokee (Rear)	76-92
Grand Wagoneer (Front)	84-92
Jeep C101 (Rear)	67-72
Jeep CJ5 (Front & Rear)	67-75
Jeep CJ7 (Front & Rear)	67-75
Jeep Wagoneer (Front & Rear)	68-83
J10, J20 (Front)	74-86
Jeepster (Rear)	72-73
Scrambler (Rear)	72-75
Wagoneer (Front)	74-83
Wagoneer (Rear)	72-79
TJ (Rear)	97-Present



- 9-3/8" x 10-1/4"
- Irregular Cover
- 10 Holes
- 10 Bolt (3/8 x 24)
- 8.5" Diameter Ring Gear
- 1.376" Diameter Pinion
- 26 Splines

INSTALLATION KIT/HALF KIT

PART NO.

83-1033-1

SPOOLS

PART NO.	SPLINE	CARRIER
----------	--------	---------

81-4430-1	30	3.92 Up
-----------	----	---------

81-4430X-1	30	3.73 Down
------------	----	-----------

MINI-SPOOLS

PART NO.	SPLINE	PIN NO.
----------	--------	---------

78-4430-1	30	CSPD44
-----------	----	--------

NOTE: All spools require
C-clip eliminator kit

RATIO	PART NO.	CARRIER	TEETH
3.54	SD4402	2	39-11
3.73	SD4403	2	41-11
4.10	SD4404	3	41-10
4.56	SD4405	3	41-9
4.88	SD4406	3	39-8
5.13	SD4407	3	41-8
5.38	SD4408	3	43-8



NOTES: 2 fits 3.07-3.73 carrier; 3 fits 3.92
and numerically higher carrier.

Always in stock at your local RICHMOND distributor



Phone: 864-843-9231 • Fax: 864-843-2964 • www.richmondgear.com




Dana 44 Reverse

MODEL	YEAR
Bronco (Front)	78-96
F100, F150 (Front)	62-96
F250 (Front)	77-96
F350 (Front)	81-86



RATIO	PART NO.	CARRIER	TEETH
3.54R	SD44R02	2	39-11
3.73R	SD44R03	2	41-11
4.10R	SD44R04	3	41-10
4.56R	SD44R05	3	41-9
4.88R	SD44R06	3	39-8
5.13R	SD44R07	3	41-8
5.38R	SD44R08	3	43-8



Pinion stem enters the case above the centerline of the axles.

NOTES: 2 fits 3.07-3.73 carrier; 3 fits 3.92 and numerically higher carrier.

- 9-3/8" x 10-1/4"
- Irregular Cover
- 10 Bolt Holes
- 10 Bolts
- 8.5" Diameter Ring Gear
- 1.376" Diameter Pinion
- 26 Splines

INSTALLATION KIT/HALF KIT

PART NO.

83-1033-1

SPOOLS

PART NO.	SPLINE	CARRIER
81-4430-1	30	3.92 Up
81-4430X-1	30	3.73 Down

MINI-SPOOLS

PART NO.	SPLINE	PIN NO.
78-4430-1	30	CSPD44

NOTE: All spools require C-clip eliminator kit

For Maximum Protection and Performance use Part # LUBE (pg 125)



RICHMOND GEAR Synthetic Gear Oil



Always in stock at your local RICHMOND distributor




Phone: 864-843-9231 • Fax: 864-843-2964 • www.richmondgear.com

SPORTSMAN Ring And Pinion Sets



Dana 60

MODEL	YEAR
Chevrolet	
K30, K35, K3500 (Front)	77-02
C20, C25 (Rear)	65-72
G30-G35 (Rear)	73-91
Chrysler	
Dodge w/Hemi Engines	66-73
Plymouth w/Hemi Engines	66-73
Chrysler W200, W2500 (Front)	75-02
Chrysler W300, W3500 (Front)	75-02
Chrysler W200, W2500 (Rear)	69-02
Chrysler D200, D2500 (Rear)	69-03
Chrysler D300, D3500 (Rear)	69-03
Ford	
F250 (Front)	67-76
F250, E250 (Rear)	66-86
F350, E350 (Rear)	66-86
E250, E300, E350 (Rear)	66-Present
Jeep	
J10 (Rear)	66-84



- 12-1/8"
- Irregular Cover
- 10 Holes
- 12 Bolt
- 9.750" Diameter Ring Gear
- 1.626" Diameter Pinion
- 29 Splines

RATIO	PART NO.	CARRIER	TEETH
3.54	SD6001	2	39-11
3.73	SD6002	2	41-11
4.10	SD6003	3	41-10
4.56	SD6004	3	41-9
4.88	SD6005	3	39-8

NOTES:

- 2 - Fits 3.07 - 4.10 carrier.
- 3 - Fits 4.56 and numerically higher carrier.
- Gears fit Non-Crush Sleeve applications only.

For Maximum Protection and Performance use Part # LUBE (pg 125)



RICHMOND GEAR Synthetic Gear Oil

INSTALLATION KIT/HALF KIT

PART NO.

83-1034-1

83-1034-B Half Kit

SPOOLS

PART NO. SPLINE CARRIER

Contact Factory

SPOOL BEARING KIT

PART NO.

Contact Factory




MODEL	YEAR
F250 (Front)	02-03
F350 (Front)	85-03
F450 (Front)	00-03



RATIO	PART NO.	TEETH
4.10R	SD60R03	41-10
4.56R	SD60R04	41-9
4.88R	SD60R05	39-8

Pinion stem enters the case above the centerline of the axles.

NOTE: 4.10, 4.56 and 4.88 fit 3.07 - 4.10 carrier.



- 12-1/8"
- Irregular Cover
- 10 Holes
- 12 Bolt
- 9.750" Diameter Ring Gear
- 1.626" Diameter Pinion
- 29 Splines

INSTALLATION KIT/HALF KIT

PART NO.

83-1034-1

83-1034-B Half Kit

SPOOLS

PART NO. SPLINE CARRIER

Contact Factory

SPOOL BEARING KIT

PART NO.

Contact Factory

For Maximum Protection and Performance use Part # LUBE (pg 125)



RICHMOND GEAR Synthetic Gear Oil




SPORTSMAN Ring And Pinion Sets



Ford 7.5

MODEL	YEAR
All Compact & Intermediate	70-97
Aerostar	90-95
Bobcat	75-80
Bronco II	84-90
Capri	79-86
Fairmont	78-86
Ford Full Size	78-86
Granada	81-82
Mercury Full Size	79-86
Monarch	79-80
Mustang 4 & 6 cyl	79-Present
Mustang 8 cyl	78-85
Ranger w/o 4.0L	83-Present
Thunderbird	80-97
Zephyr	79-83



RATIO	PART NO.	TEETH
3.45	SFD7503	38-11
3.73	SFD7504	41-11
4.10*	SFD7505	41-10
4.56*	SFD7506	41-9
5.13*	SFD7507	41-8

- 10-3/4" x 9-9/16"
- Oval Cover
- 10 Holes
- 7.50" Diameter Ring Gear
- 1.626" Diameter Pinion
- 28 Splines

*Special Cross Shaft Pin 80-0271-1 required.
This pin will not fit Auburn carrier.

For Maximum Protection and Performance use Part # LUBE (pg 125)

RICHMOND GEAR
Synthetic Gear Oil

INSTALLATION KIT/HALF KIT

PART NO.

83-1045-1

83-1045-B

SPOOLS

PART NO. SPLINE CARRIER

Contact Factory

SPOOL BEARING KIT

PART NO.

Contact Factory




SPORTSMAN Ring And Pinion Sets



Ford 8.8

MODEL	YEAR
Aerostar	89-97
Bronco	84-91
Capri V8	86
Cougar	88-97
E150	87-Present
Explorer	90 1/2-Present
Expedition except 5.4L	97-02
F-100	81-02
F-150	81-02
F-150 except 5.4L	98
F-150 (Rear)	87-98
F-250	83-84
F-250 (Rear)	87-97
Ford Full Size	86-Present
Mercury Full Size	82-Present
Mercury Marauder	3-Feb
Mustang V8	86-Present
Thunderbird	87-97
Ranger w/4.0L	90 1/2-Present



- 10-9/16" x 10-13/16"
- Oval Cover
- 10 Holes
- 8.8" Diameter Ring Gear
- 1.626" Diameter Pinion
- 30 Splines

RATIO	PART NO.	TEETH
3.55	SFD8803	39-11
3.73	SFD8804	41-11
3.89	SFD8805	35-9
4.10	SFD8806	41-10
4.56*	SFD8807	41-9

* Special Cross Pin 80-0273-1 required.
This will not fit 1987 to 97 Truck. pin to fit
87-97 Truck 80-0279-1.

For Maximum Protection
and Performance use
Part # LUBE (pg 125)



RICHMOND GEAR
Synthetic Gear Oil



INSTALLATION KIT/HALF KIT

PART NO.

83-1043-1
83-1043-M
83-1043-B

SPOOLS

PART NO. SPLINE

81-8831-1 31
81-8833-1 33
81-8835-1 35

SPOOL BEARING KIT

PART NO.

29-0005-1

MINI-SPOOLS

PART NO. SPLINE PIN NO.

78-8828-1 Early 28 CSPF88E
78-8831-1 Late 31 CSPF88L

NOTE: All spools require
C-clip eliminator kit

Always in stock at your local RICHMOND distributor




Phone: 864-843-9231 • Fax: 864-843-2964 • www.richmondgear.com

SPORTSMAN Ring And Pinion Sets



Ford 9

MODEL	YEAR
All Light Trucks	57-87
Bronco	67-86
Comet	63-72
Cougar	65-73
F-100, F-150	57-86
E-100, E-150	57-86
E-200	68-74
Ford Full Size	57-78
Fairlane	62-73
Granada	75-80
LTD II	71-79
Monarch	75-80
Montego	68-76
Mustang	65-73
Torino	71-70
Versailles	77-80



RATIO	PART NO.	TEETH
3.50	SFD903	35-10
3.70	SFD904	37-10
3.89	SFD905	35-9
4.11	SFD906	37-9
4.56	SFD907	41-9
4.86	SFD908	34-7

- 11-3/4"
- Oval Housing
- 10 Holes
- 10 Bolt
- 9" Diameter Ring Gear
- 1.313" Diameter Pinion
- 28 Splines

INSTALLATION KIT/HALF KIT

PART NO.	
83-1011-1	2.891 Carrier Brg.
83-1013-1	3.062 Carrier Brg.
83-1003-1	3.062 Carrier Brg.-HRW
83-1005-1	3.250 Carrier Brg.-HRW
83-1007-1	31 Spline Trk. Lck./3.062 Carrier Brg.
83-1009-1	28 Spline Trk. Lck./2.891 Carrier Brg.
83-1011-B	Half Kit

SPOOLS - ALUMINUM

PART NO.	SPLINE	BORE SIZE
81-0935A-1	35	3.250 case
81-0935A-P	35	3.812 case
81-0940A-P	40	3.812 case

SPOOLS - STEEL

PART NO.	SPLINE	BORE SIZE
81-0928-1	28	2.891/3.062 case
81-0931-1	31	2.891/3.062 case
81-0933-1	33	2.891/3.062 case
81-0935-3	35	3.250 case*
81-0935-4	35	3.250 case**
81-0935x-1	35	2.891/3.062 case
81-0940-1	40	3.250 case

SPOOL BEARING KIT

PART NO.	
29-0004-1	3.062 case

MINI-SPOOLS

PART NO.	SPLINE	PIN NO.
78-0928-1	28	CSPF9
78-0931-1	31	CSPF9

NOTE: All spools require C-clip eliminator kit



* Pressure angle 30
** Pressure angle 45

Always in stock at your local RICHMOND distributor



Phone: 864-843-9231 • Fax: 864-843-2964 • www.richmondgear.com

SPORTSMAN Ring And Pinion Sets




Ford 10.25

MODEL	YEAR
F-350	1983-1992
F-450	1983-1992



RATIO	PART NO.	TEETH
3.55	SF102501	39-11
4.10	SF102503	41-10
4.56	SF102504	41-9
3.55	SF1025L01	39-11
4.10	SF1025L03	41-10

NOTES: 1993 and later use the part number with suffix "L". Otherwise you will have to change the yoke. When replacing a 10.5" gear set, use a 10.25" ring and pinion with the suffix "L".



- 12 1/8" x 13 5/16"
- 10.25" Diameter Ring Gear
- 1.940" Diameter Pinion
- 12 1/2" x 20 RH Threaded Bolts
- 31 Splines

INSTALLATION KIT/HALF KIT

PART NO.

Contact Factory

SPOOLS

PART NO. SPLINE CARRIER

Contact Factory

SPOOL BEARING KIT

PART NO.

Contact Factory

For Maximum Protection and Performance use Part # LUBE (pg 125)



RICHMOND GEAR Synthetic Gear Oil



Always in stock at your local RICHMOND distributor




Phone: 864-843-9231 • Fax: 864-843-2964 • www.richmondgear.com

SPORTSMAN Ring And Pinion Sets



GM 7.5 & 7.652 10 Bolt

MODEL	YEAR
All GM Models	77-02
Astro & Safri	82-Present
Bravada	91-Present
Buick Full Size	77-85
Camaro	82-02
Century	78-81
Chevy Full Size Car	77-96
Cutlass	78-87
El Camino	77-87
Firebird, Trans-Am, Z28	82-02
Grand Prix	78-87
Monte Carlo	78-87
Olds Full Size	77-89
Omega	75-79
Pontiac Full Size	77-89
Phoenix	78-81
Regal	78-87
Skylark	76-79
S10, S15 (Rear)	82-Present
Ventura	78-81
Isuzu Rodeo	89-93



- 8-5/16" x 10-9/16"
- Oval Cover
- 10 Holes
- 10 Bolt
- 7.5" & 7.625" Diameter Ring Gear
- 1.438" Diameter Pinion
- 27 Splines

RATIO	PART NO.	CARRIER	TEETH
3.23	SGM7502	3	42-13
3.23T	SGM7503	2	42-13
3.42	SGM7504	3	41-12
3.42T	SGM7505	2	41-12
3.73	SGM7506	3	41-11
3.73T	SGM7507	2	41-11
4.10	SGM7508	3	41-10
4.10T	SGM7509	2	41-10
4.56*	SGM7510	3	41-9
4.56T*	SGM7511	2	41-9

Will not fit Monza, etc.

* - Special cross pin

No. 80-0270-1 required.

NOTE: 2 fits 3.08 and numerically lower carrier; 3 fits the 3.23 and numerically higher.

INSTALLATION KIT/HALF KIT

PART NO.

83-1016-1	77-81
83-1044-1	82-98
83-1016-M	77-81
83-1044-M	82-98
83-1044-B	Half Kit

MINI-SPOOLS

PART NO.	SPLINE	PIN NO.
78-7526-1**	26	CSPGM75

** Will not fit 7.625 carrier.




SPORTSMAN Ring And Pinion Sets



GM 8.5 10 Bolt

MODEL	YEAR
Buick Full Size	77-96
Blazer (K Series Front)	77-91
Apollo, Regal, Century	73-77
Biscayne	71-74
Grand National	84-87
Skylark, GS	71-75, 77-79
Chevelle	70-76
Chevy Full Size	71-96
Chevy II, Nova	70-79
Camaro, Firebird, TA	71-81
Cutlass	71-77
Electra	76-78
Gran Sport	73-77
GTO, Firebird	70-81
LeSabre	73-74
Olds Full Size	71-89
Olds, Hurst	85-88
Pontiac Full Size	71-89
Hurst Olds	85-88
Omega	73-75, 77-79
Grand Prix, Lemans	71-77
Roadmaster	71-74, 91-96
Ventura, Phoenix	71-77
Z28	72-81
Olds F-65	70-76
C10, C15 (Rear)	80-02
K10, K15 (Rear)	80-02
K10, K20 (Front)	77-87
Suburban (Rear)	80-96
Suburban (Front)	77-91
El Camino	73-76
G10, G20 Van	70-96



- Top: 11"
- Oval Cover
- 10 Holes
- 8.50" Diameter Ring Gear
- 1.626" Diameter Pinion
- 30 Splines

INSTALLATION KIT/HALF KIT

PART NO.
83-1021-1 (Truck, Car 98-earlier)
83-1020-1 (Front)
83-1021-M, Car only
83-1021-TE (Truck 73-87)
83-1021-B Half Kit

SPOOLS

PART NO.	SPLINE
81-1028-1	28
81-1030-1	30

MINI-SPOOLS

PART NO.	SPLINE	PIN NO.
78-1028-1	28	CSPGM85

NOTE: All spools require C-clip eliminator kit

RATIO	PART NO.	TEETH
3.42	SGM8504	41-12
3.73	SGM8505	41-11
4.10	SGM8506	41-10
4.56	SGM8507	41-9
4.88	SGM8508	39-8

NOTE: When replacing a stock 2.56 and numerically lower, the carrier must be replaced with a carrier of 2.73 or higher.



Always in stock at your local RICHMOND distributor




Phone: 864-843-9231 • Fax: 864-843-2964 • www.richmondgear.com

GM 8.875 12 Bolt Truck

MODEL	YEAR
Blazer	64-82
C10	64-82
C15	64-82
K10 (Rear)	64-82
K20 (Rear)	64-82
G10, G15	64-81
G20, G25	69-81



RATIO	PART NO.	CARRIER	TEETH
3.08	SGM12T01	3	40-13
3.42	SGM12T03	3	41-12
3.73	SGM12T04	4	41-11
3.73T	SGM12T05	3	41-11
4.10	SGM12T06	4	41-10
4.10T	SGM12T07	3	41-10
4.56	SGM12T08	4	41-9
4.56T	SGM12T09	3	41-9



- 11-1/2"
- Irregular 12 Holes
- Truck 12 Bolt Cover
- 8.875" Diameter Ring Gear
- 1.438" Diameter Pinion
- 30 Splines

When installing 5.13 and 5.38 ratio sets, differential cross shaft #80-0269-1 must be used.

- 3 - Fits 3.40 ratio and numerically lower carrier.
- 4 - Fits 3.73 ratio and numerically higher carrier.

Will not fit 2.56 & 2.73 carrier on 80-83 Truck and Blazer

For Maximum Protection and Performance use Part # LUBE (pg 125)

RICHMOND GEAR
Synthetic Gear Oil

INSTALLATION KIT/HALF KIT

PART NO.

- 83-1018-1
- 83-1018-M
- 83-1018-B Half Kit

SPOOLS

PART NO.	SPLINE	CARRIER
81-1230T-1	30	4

SPOOL BEARING KIT

PART NO.

- 29-0005-1

NOTE: All spools require C-clip eliminator kit





GM 8.25 IFS

MODEL	YEAR
K-15 (Front w/IFS)	88-Present
Blazer (Front w/IFS)	92-Present
Jimmy (Front w/IFS)	92-Present
Suburban (Front w/IFS)	92-Present



RATIO	PART NO.	TEETH
3.73	SGM82502	41-11
4.10	SGM82503	41-10
4.56	SGM82504	41-9



- 10 Holes
- 8.153" Diameter Ring Gear
- 1.626" Diameter Pinion
- 30 Splines

INSTALLATION KIT/HALF KIT

PART NO.

Contact Factory

SPOOLS

PART NO. SPLINE CARRIER

Contact Factory

SPOOL BEARING KIT

PART NO.

Contact Factory

For Maximum Protection and Performance use Part # LUBE (pg 125)



RICHMOND GEAR Synthetic Gear Oil



Always in stock at your local RICHMOND distributor




Phone: 864-843-9231 • Fax: 864-843-2964 • www.richmondgear.com

GM 9.5, 14 Bolt

MODEL	YEAR
C10, C15, C20	1988 & Newer
C30, C35	1983 & Newer
K10, K15	1988 & Newer
K20, K25	1981 & Newer
K30, K35	1989 & Newer
3/4 - 1 Ton	1981 & Newer
Hummer H2	2003 & Newer



RATIO	PART NO.	TEETH
3.42	SGM9501	41-12
3.73	SGM9502	41-11
4.10	SGM9503	41-10
4.56	SGM9504	41-9
4.88	SGM9505	39-8



- 12 1/8" x 13 5/16"
- 9.5" Diameter Ring Gear
- 1.876" Diameter Pinion
- 12 12MM x 1.50" LH Threaded Bolts
- 30 Splines

INSTALLATION KIT/HALF KIT

PART NO.

Contact Factory

SPOOLS

PART NO. SPLINE CARRIER

Contact Factory

SPOOL BEARING KIT

PART NO.

Contact Factory

For Maximum Protection and Performance use Part # LUBE (pg 125)



RICHMOND GEAR Synthetic Gear Oil






GM 10.5, 14 Bolt

MODEL	YEAR
3/4 Ton - 1 Ton	1973 & Newer
G30, G35	1973 & Newer
C20, C25	1973-1996
C30, C35	1973 & Newer
K20, K25	1973 & Newer
K30, K35	1973 & Newer



RATIO	PART NO.	TEETH
3.73	SGM10501	41-11
4.10	SGM10502	45-10
*4.56	SGM10503	41-9

NOTES: Fits *4.56 and numerically higher



- 14 7/8" x 13"
- 10.5" Diameter Ring Gear
- 1.750: Diameter Pinion
- 12 9/16" x 18 RH Threaded Bolts
- 30 Splines

INSTALLATION KIT/HALF KIT

PART NO.

Contact Factory

SPOOLS

PART NO. SPLINE CARRIER

Contact Factory

SPOOL BEARING KIT

PART NO.

Contact Factory

For Maximum Protection and Performance use Part # LUBE (pg 125)



RICHMOND GEAR Synthetic Gear Oil



Always in stock at your local RICHMOND distributor



Phone: 864-843-9231 • Fax: 864-843-2964 • www.richmondgear.com

SPORTSMAN Ring And Pinion Sets




Toyota 7.5 IFS & Rear

MODEL	YEAR
All w/IFS	86-98
All Rear	86-98



RATIO	PART NO.	TEETH
4.10	STY7501	41-10
4.56	STY7502	41-9
4.88	STY7503	39-8
5.29	STY7504	37-7
5.71	STY7505	40-7



- 8-3/8" x 9-3/32"
- 10 Holes Round
- RG Diameter 7.5"
- 11mm x 1mm RH Threaded Bolts
- 1.3785" Diameter Pinion
- 23 Splines

INSTALLATION KIT/HALF KIT

PART NO.

- 83-1039-1 (Rear Only)
- 83-1039-B Half Kit

SPOOLS

PART NO. SPLINE CARRIER

Contact Factory

SPOOL BEARING KIT

PART NO.

Contact Factory

For Maximum Protection and Performance use Part # LUBE (pg 125)



RICHMOND GEAR Synthetic Gear Oil



100

Always in stock at your local RICHMOND distributor



Phone: 864-843-9231 • Fax: 864-843-2964 • www.richmondgear.com




Toyota 8 (7.8)

MODEL	YEAR
4x4 Light Truck (Front & Rear)	79-85
4 Runner (Front & Rear)	79-85
4x4 (Rear)	86-98
4 Cylinder w/out Turbo (Rear)	76-95
4 Runner w/out Turbo (Rear)	86-89



RATIO	PART NO.	TEETH
4.10	STY802	41-10
4.56	STY804	41-9
4.88	STY805	39-8
5.29	STY806	37-7
5.71	STY807	40-7



- 8-3/8" x 9-3/32"
- 10 Holes Round
- RG Diameter 7.8"
- 11mm x 1mm RH Threaded Bolts
- 1.3785" Diameter Pinion
- 10 Bolt 3rd Member
- 27 Splines

INSTALLATION KIT/HALF KIT

PART NO.

83-1030-1

83-1030-B Half Kit

SPOOLS

PART NO. SPLINE

81-T1030-1 30

SPOOL BEARING KIT

PART NO.

29-0009-1

NOTE: All spools require C-clip eliminator kit

For Maximum Protection and Performance use Part # LUBE (pg 125)



RICHMOND GEAR Synthetic Gear Oil



Always in stock at your local RICHMOND distributor



Phone: 864-843-9231 • Fax: 864-843-2964 • www.richmondgear.com 101

SPORTSMAN Ring And Pinion Sets




Toyota V-6

MODEL	YEAR
Toyota 4x4 (Rear)	87-98
Toyota 4x4 w/Turbo (Rear)	87-98
Toyota 4 Runner (Rear)	87-98
w/Turbo & V6*	87-98
Celica Supra (Rear)	79-81



RATIO	PART NO.	TEETH
4.10	STYV602	41-10
4.56	STYV603	41-9
4.88	STYV604	39-8
5.29	STYV605	37-7
5.71	STYV606	40-7

* Except stock 4.88 Ratio



- 8-3/8" x 9-3/32"
- 10 Holes Round
- RG Diameter 7.8"
- 11mm x 1mm RH Threaded Bolts
- 1.3785" Diameter Pinion
- 10 Bolt 3rd Member
- 27 Splines

INSTALLATION KIT/HALF KIT

PART NO.

83-1046-1
83-1046-B Half Kit

SPOOLS

PART NO. SPLINE

81-T1030-V 30

SPOOL BEARING KIT

PART NO.

29-0012-1

NOTE: All spools require
C-clip eliminator kit

For Maximum Protection
and Performance use
Part # LUBE (pg 125)



RICHMOND GEAR
Synthetic Gear Oil

